




Welcome to the Early Years at Purwell Primary School





Miss C Cooper
13.07.23





Aims



- To introduce ourselves and share information about the Early Years.
 - To give you an overview of the Early Years Foundation Stage (EYFS) and what your child will be learning.
 - To provide ideas about how you can help support your child at home and in being prepared for school.
- 
- 

Introduction

1



Meet the Team



Miss Kerr - Nursery Nurse



Miss Cooper - EYFS Leader



Mrs Morgan - Teaching Assistant

Meet the Team



Miss Larking - Teaching Assistant



Miss Cunningham - Teaching Assistant

Our Mission

Acorn Class is where our Foundation Stage (Nursery and Reception) children are nurtured and educated. We aim to provide and promote a high-quality early year's provision which actively engages our young learners to be confident, curious and creative in a safe and stimulating environment where each child's needs are provided for; helping them to achieve their full potential – intellectually, physically, emotionally, morally, spiritually, aesthetically and socially - and to develop a positive attitude to learning.



The Early Years Foundation Stage Framework

2

The background features a large orange semi-circle at the top. Below it, a green circle contains the number '2'. The bottom half of the image is white and decorated with various colorful geometric shapes and lines, including triangles, zig-zags, and straight lines in shades of blue, green, and orange.



Teaching and Learning




At Purwell Primary School we deliver a curriculum based on the Early Years Foundation Stage Framework 2021. This describes the seven areas of learning and development that must form the basis of our education programme. These areas are as follows:

The Prime Areas:


- communication and language
- physical development
- personal, social and emotional development

The Specific Areas:

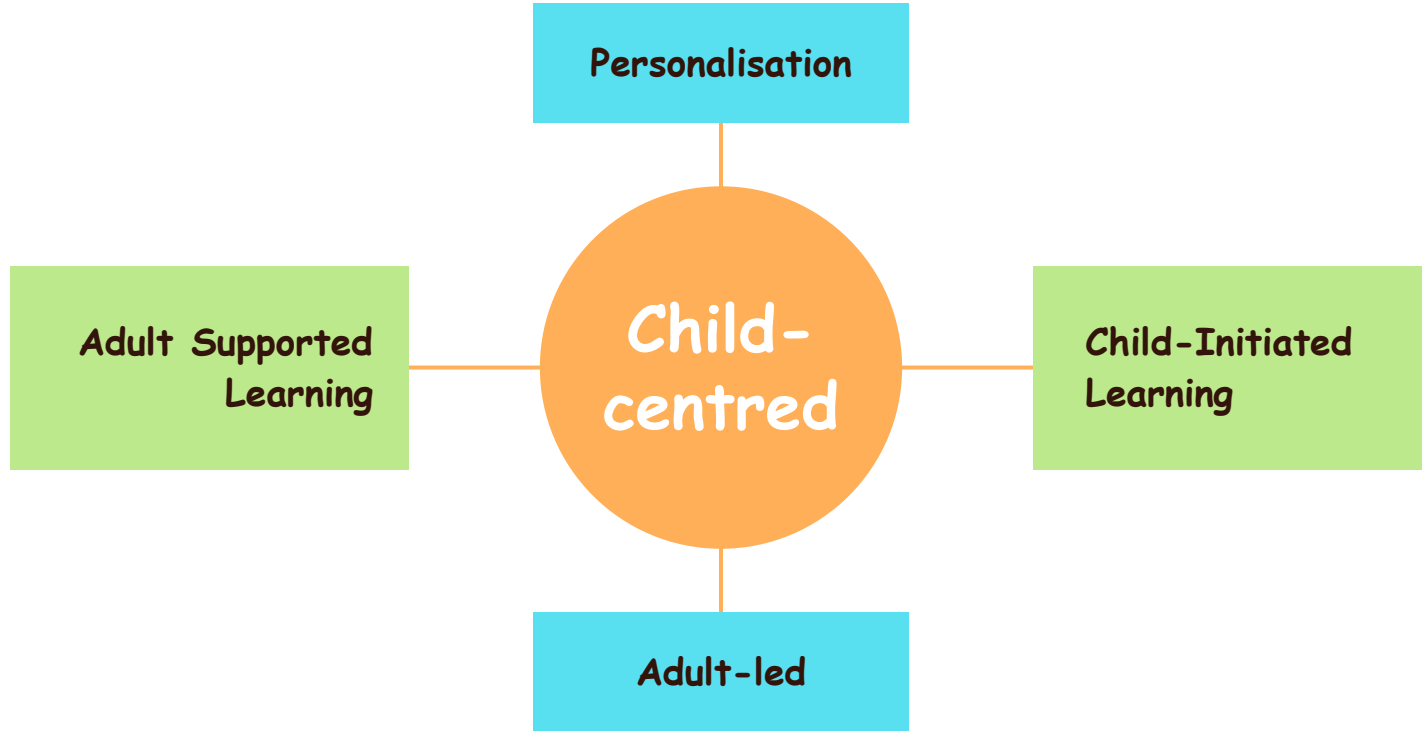
- literacy
- mathematics
- understanding the world
- expressive arts and design



The framework states, “Practitioners must consider the individual needs, interests and development of each child in their care, and must use this information to plan a challenging and enjoyable experience for each child in all areas of learning and development”.



Our Teaching Methods



The Characteristics of Effective Learning



Things your child will need

(PLEASE REMEMBER TO NAME ALL ITEMS!)

**PE kit – shorts,
white t-shirt,
trainers and
socks**

**All-in-one Rain suit
and/or waterproof coat.
Spare clothes**

Book Bag



Water Bottle



Wellington Boots





A Sun Hat



Example Daily Routine

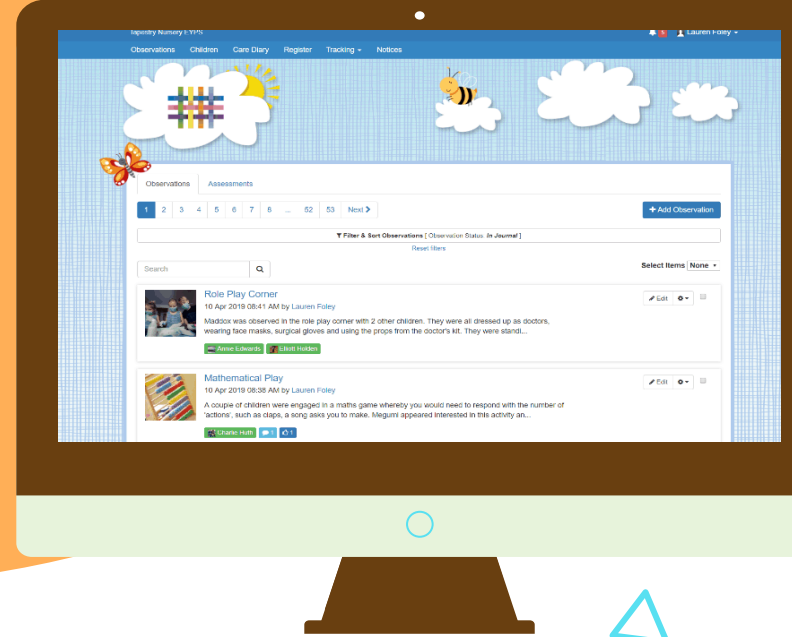
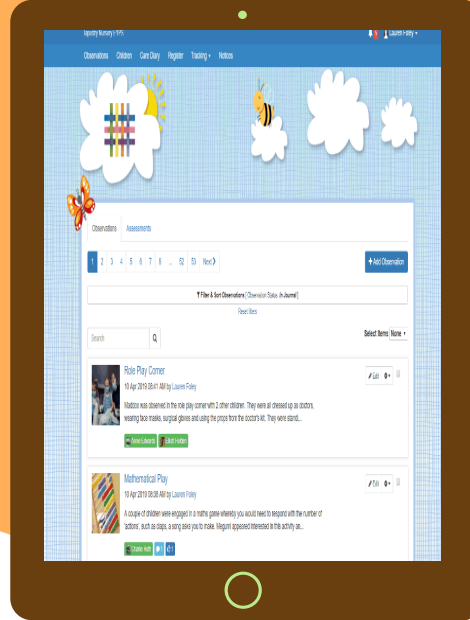


8.50am	Arrival and Registration
9.00am	Phonics
9.30am	Child-initiated activities supported by adults
	Snack time
	Activities led by an adult
11.30am	Home time for morning children
12.00pm	LUNCH
1.00pm	Child-initiated activities supported by adults
2.40pm	Activities led by an adult
3.00-	
3.15pm	Home time (dependent on hours for Nursery children)





Tapestry



We use Tapestry to record wow moments and key learning observations. You can also share your own observations from home with us.

Supporting at Home



3



What can you do?

Sharing books with your child will help develop their language.

Talking and Reading



Encourage your child to do things for themselves.

Independence



Use the toilet
Wash their hands
Clean their teeth
Have their hair brushed and tied up
Put on their clothes

Personal Care



Please provide us with...



01

Children's Tasks

Help your child to complete the tasks in their transition packs ready for their first day

03

Family Photo

A family photo with names on the back

02

Password

Provide us with a collection password for when picking up your child

04

Paperwork

Any outstanding paperwork for the school office

Thank you!

Do you have any questions?

admin@purwell.herts.sch.uk

CREDITS: This presentation template was created by [Slidesgo](#), including icons by [Flaticon](#), and infographics & images by [Freepik](#).